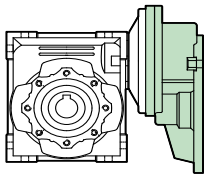







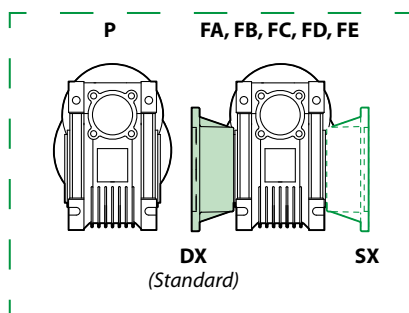


Designazione / Designation

RIDUTTORE A VITE SENZA FINE CON PRECOPPIA / HELICAL WORM GEARBOXES							ACCESSORI / ACCESSORIES						
Riduttore Gearbox	Grandezza precoppia Size pre-stage	Grandezza riduttore Size gearbox	Versione riduttore Gearbox Version	Posizione flangia uscita Position Output flange	Rapporto rid. = i Ratio = i	Predispos. attacco motore Motor coupling	Forma costruttiva Version	Posizione di montaggio Mounting position	Albero uscita Output shaft	Braccio di reazione Torque arm			
VR	063/040	P	-	R73.5	63 B5	U	AD	BR					
	063/040 063/050 071/050 071/063 071/075 080/075 080/090 080/110 090/090 090/110 090/130	P FA FB FC FD FE	- DX SX	R61.2 R73.5 R75 R88.2 R90 R98 R117.5 R120 R122.5 R147 R150 R176.4 R180 R235.2 R240 R294 R300 (1)	63 71 80 90	B5	U* B3 B6 B7 B8 V5 V6	AS  AD 	BR 	 p.20	 p.8	 p.93	 p.93

Versione riduttore / Gearbox version



(1) Rapporti di riduzione reali del kit precoppia, consultare tab. p.20

* Dalla gr. 25 alla 63, i riduttori sono forniti in posizione U = Universale

(1) Actual reduction ratios, see table p.20

* From size 25 to 63, the gearboxes are supplied in position U = Universal